

Monthly Report (March 2020)

Monthly analytics

In March 2020 AMFEIX fund generated a total return of 12.55% (after fees), during the same period, the Standard and Poor's 500 index (S&P 500) generated a negative return of 12.43%, therefore the difference between both investments is of about 24.98%. For this month Bitcoin had done a negative performance of 23.92% return.

Table 1

AMFEIX PERFORMANCE vs S&P500 and Bitcoin

March 2020	AMFEIX Daily Return	S&P500 Daily Return	Bitcoin Daily Return
1			0.09%
2	1.02%	4.60%	4.35%
3	-0.23%	-2.81%	-1.64%
4		4.22%	-0.03%
5	0.70%	-3.39%	3.44%
6	0.06%	-1.71%	0.99%
7	0.60%		-2.85%
8	1.30%		-9.47%
9	0.61%	-7.60%	-1.32%
10		4.94%	-0.67%
11	0.02%	-4.89%	0.71%
12	3.98%	-9.51%	-38.18%
13	2.47%	9.29%	14.17%
14	-1.19%		-7.24%
15	-0.11%		3.16%
16	0.16%	-11.98%	-6.03%
17	0.19%	6.00%	5.67%
18	-0.02%	-5.18%	1.33%
19	1.99%	0.47%	13.98%
20	0.28%	-4.34%	0.52%
21			-0.06%
22	-0.04%		-6.04%
23	0.27%	-2.93%	11.40%
24	0.11%	9.38%	4.17%
25		1.15%	-1.09%
26		6.24%	0.93%
27	0.03%	-3.37%	-5.64%
28	0.14%		-1.89%
29			5.71%
30	0.21%	3.29%	8.74%
31		-1.46%	0.93%
Total	12.55%	-12.43%	-23.92%

*Days where there is not return on S&P500 correspond to days where there is no market activity (i.e weekends or festivities). Nevertheless, AMFEIX operates everyday as the cryptocurrency market is always active.

Table 2

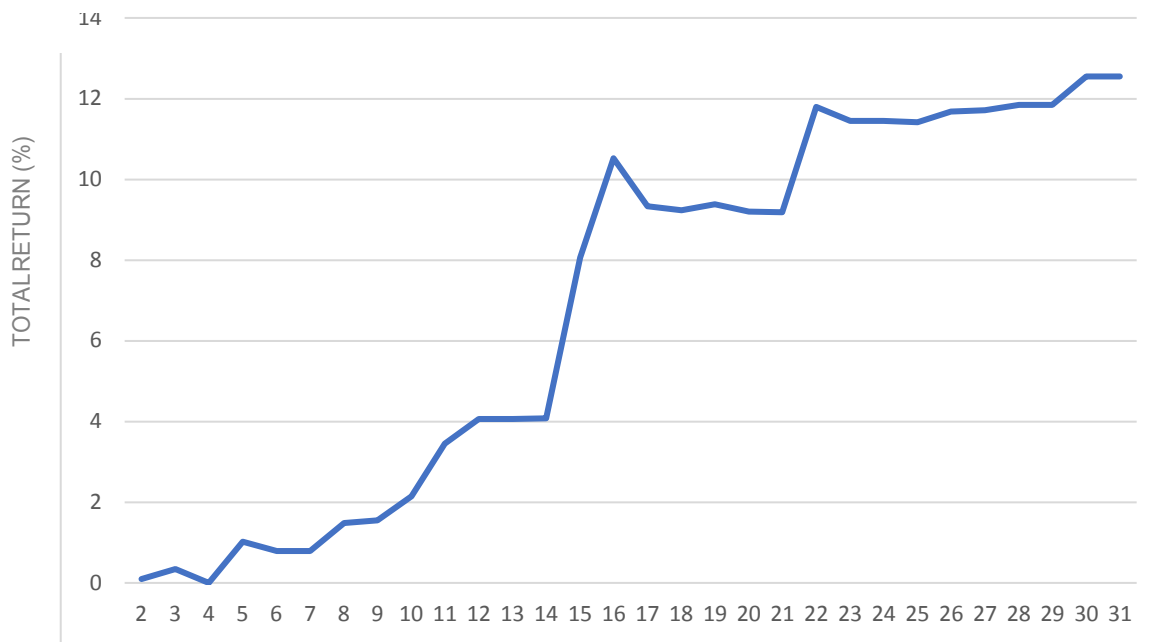
AMFEIX Net Return in Different Currencies

Currency	Net change March 2020
Bitcoin (BTC)	12.55%
USD (\$)	-11.37%

*USD net returns are given by the following function: $[USD (\$) = Fund\ net\ return + BTC\ net\ price\ change]$

The fund successfully continued to perform ahead of traditional investments with a major positive change compared to bitcoin performance.

CUMULATIVE RETURNS



The cumulative returns graph represents the overall return (%) in BTC during the month of March 2020, the trend shows exponential increasing returns from the beginning of the month.

Forecast

The forecasted returns for future periods can be found in table 3 below. The statistics performed for the next period, April 2020s, have been made taking into consideration historical data and three possible scenarios with a 95% confidence interval.

Table 3

Expected Values of Returns for AMFEIX

Possible Outcomes	Probability (1)	Returns (2)	Weighted Value [(1) x (2)] (3)
Pessimistic	0.25	6.00%	1.50%
Most likely	0.50	12.55%	6.27%
Optimistic	0.25	14.00%	3.50%

Expected Return 10.27%

The Standard Deviation it is a measure that is used to quantify the amount of variation or dispersion of a set of data value.

Table 4

Calculations of the Standard Deviation of Returns for AMFEIX

Possible Outcomes	R _j	R	R _j -R	(R _j -R) ²	Pr _j	(R _j -R) ² x Pr _j
Pessimistic	6.00%	10.27%	-4.27%	18.23%	0.25	4.55%
Most likely	12.55%	10.27%	2.28%	5.19%	0.50	2.59%
Optimistic	14.00%	10.27%	3.73%	13.91%	0.25	3.48%

Standard Deviation 10.62%

**Standard Deviation considering three scenarios [Pessimistic, Most likely, Optimistic]. This forecast takes into consideration historical data of the fund, nevertheless past performance does not ensure future performance therefore statistic should not be taken as financial advice.*

As seen in the table 4, the standard deviation of the different outcomes is large, this has to do with the operational strategy used by the fund to generate returns. In traditional investments, the standard deviation (std) is usually lower, but given that AMFEIX's returns come from day trading, the represented scenarios report very distant values and cover all possible outcomes.

Market Update

King of cryptocurrencies, Bitcoin has in the last month epitomized the ability to recover amid the ongoing Coronavirus menace. The largest crypto by market capitalization freefall under \$4,000 on March 13th, left most investors surprised and paralyzed. However, the surge above \$6,000 has clearly shown that recovery to higher levels is possible even if COVID-19 continues to cause havoc across the world.

According to the live update by worldometers.com, the Coronavirus cases currently stand at 711,002 at the end of the month. The disease has caused 33 558 deaths worldwide so far. However, 150 825 people have been able to recover from the sometimes deadly virus. At the moment, 526 619 people are battling the virus with 95% of them in mild condition and 5% in critical condition. Lockdown, quarantines, travel bans have become the order of the day across affected countries around the world.



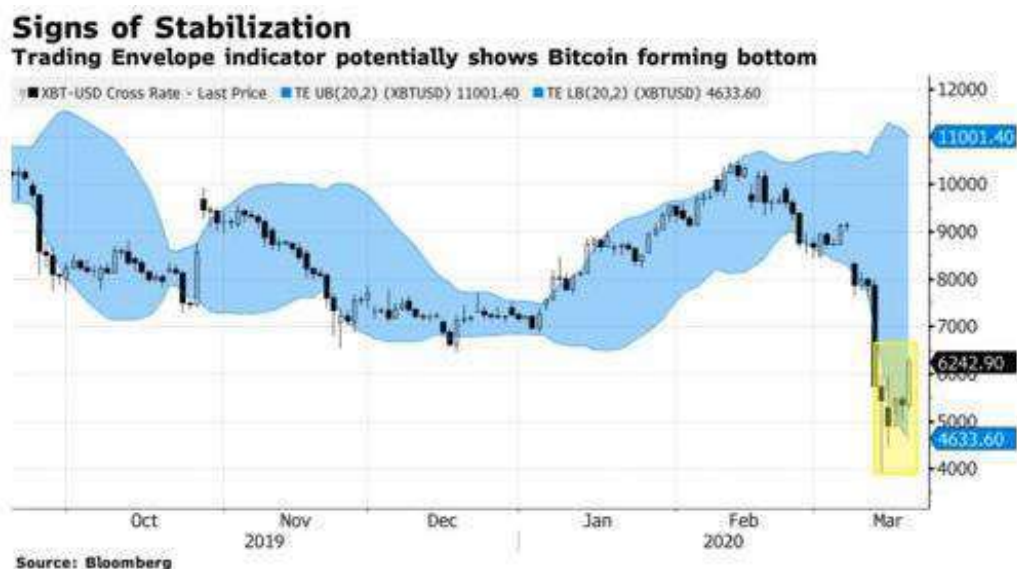
The price of BTC has seen a destructive slow down in the middle of the month, as the price crashed 52% on one single day. One of the most massive crashes witnessed since the existence of Bitcoin. This plunge is massively done to the simultaneous closing positions of traders, who were adopting an anxious behavior to close their positions as quickly as possible. This sell-off has caused cascading margin calls with the vast majority of investors shifting to exposure to cash. Ross Middleton, chief financial officer at crypto exchange DeversiFi explains: “Traders are pulling money out of Bitcoin to fund their margin calls on other asset classes. Perhaps they think that there will be better short-term opportunities to go long other asset classes in the near future.”

Not only has Bitcoin been hitting hard, but equity markets have also seen their worst week since 2008, and other safe havens gold & silver have seen a selloff. Nevertheless, starting the week of March 15, **crypto gradually returned from the hail**. There was a non-significant but steady increase in the price of bitcoin with a comforting exit at the end of the period.

Bitcoin shows regular volatility during the month of March; however daily analysis shows the currency wavering in the face of a fearful market. BTC remained firm until the middle of March, with a low of \$7,934 and a strong performance on March 7th reaching \$9,135. Clearly, visible resistance points all above \$7,500 which is a relatively healthy level in the current political and economic context. However, the fall in the value of the currency finally proved dramatic from the middle of the month in view of the news about the virus.

After losing more than 30% of its value, **the coin shows signs of stabilizing**.

The largest digital token has bounced from session lows to gradually mark higher-lows, a signal it may be forming a bottom after the almost 30% decline this month. The coin closed stronger than where it started Wednesday 17th, allowing it to overtake the lower limit of its Trading Envelope, an indicator that smooths moving averages to map out higher and lower limits.



BLOOMBERG.COM

On Thursday 18th, Bitcoin rose 16.8% to around \$6,237 as of 2:12 p.m. in New York, while Bitcoin Cash gained more than 20%. Litecoin and XRP were both up more than 10%. Digital tokens are currently much more sensitive to the market, and react faster than ever.

The virus hitting hard, governments decide to counter-attack and cryptocurrency is also affected. The US federal government is racing to ease the pain facing the economy as the coronavirus pandemic makes its swift pivot from public health crisis to financial catastrophe. The damage from COVID-19, the disease caused by the new virus, is unlike anything in modern times. Economists have warned the fallout could dwarf the 2008 recession, the worst downturn that many Americans can remember.

To fight but also prevent the recession president Trump announced on 20th March the plan of emergency spending package. A \$2 trillion economic stimulus package was put forth by U.S. lawmakers, the performance of major market indexes improved and the Dow registered its best day since 1933, gaining 11%. In the meantime, gold increased slightly to over 5%. The recent market fall-out gave rise to BTC critics.

Even though Bitcoin’s year-to-date return is inferior to gold, it is still performing better than the S&P 500 and WTI oil.

skew Macro Assets Current Year Returns (%)			
Asset	MtD	QtD	YtD
BTC	-23.83%	-7.12%	-7.12%
GOLD	-0.33%	6.43%	6.43%
SPX	-16.20%	-23.38%	-23.38%
DOLLAR	6.34%	9.16%	9.16%
WTI	-60.87%	-68.44%	-68.44%

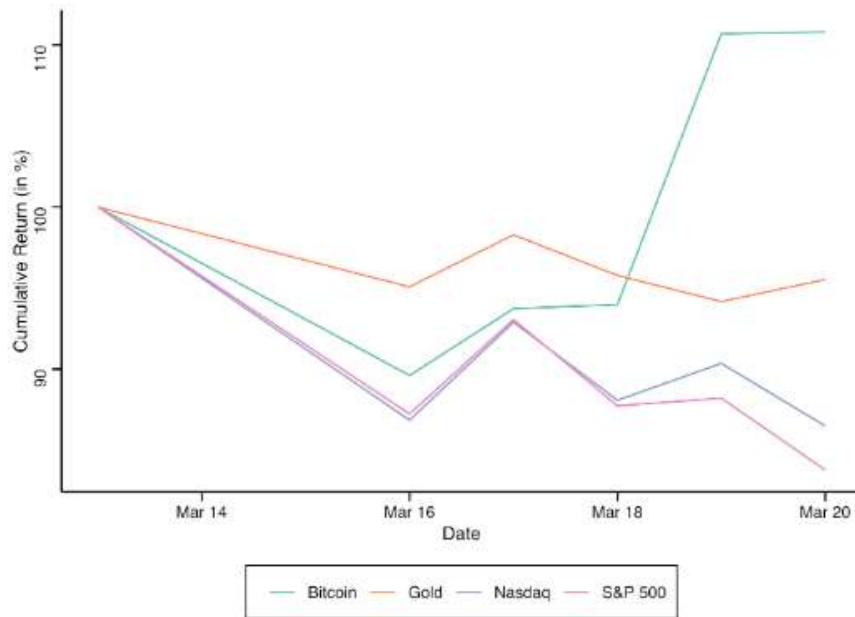
YTD Returns for BTC, Gold, S&P500, US Dollar and WTI oil. Source: SKEW.COM

In the aftermath of this month global market bloodbath, Bitcoin showed the best return from all these assets, gaining more than 10%.

At the same time, an investment in gold came with a negative return, retracing around 4.4% for investors who opted for the precious metal instead of other safe-haven alternatives such as Bitcoin. Indexes like the S&P 500 and Nasdaq kept declining, leading investors to lose 16.2% and 13.5%, respectively.

It is worthwhile to observe how investors feel about the value and use of bitcoin during this crisis. Nevertheless, as seen from sentiment correlations provided by analytics firm The Tie, Bitcoin and gold sentiment seem to go hand in hand during the month of March and this relationship has been increasing significantly since April 2019.

This shows investors feel that both Bitcoin and gold could be the strongest options to recover their investments amid the current global economic tsunami.



Cumulative returns for Bitcoin, Gold, Nasdaq and S&P500. Source AMFEIX

In an uncertain trend it is important to go back to the definition of assets and their main characteristics. As a digital currency bitcoin arguably the only financial asset that can operate remotely in times of uncertainty and decline of cash use. Moreover, nobody needs to go to work to make Bitcoin work. Nobody needs to fill an ATM machine,” said the chairman of CoinShares, an asset management firm. **“While things look bleak for everything, I can’t think of a better asset to buy than Bitcoin.”**

Trade History

1st March 2020

0%

2nd March 2020

Starting Capital	Ending Capital	Profit (To nearest BTC)	AMFEIX 20%	Investors 80%	New Starting Capital	Percent Increase:
5099	5164	65	13	52	5151	1.02
Starting Capital	Ending Capital	Loss (To nearest BTC)	AMFEIX 0%	Investors 100%	New Starting Capital	Percent Decrease:
0	0	0		0	0	
Starting AUM:	5099	MONTHLY REPORT		Ending AUM:	5164	
Pair	Starting AUM	PNL	Ending AUM	Percentage change		
BTC : USD	2029	65	2093	3.18		
XRP : BTC	250	0	250	0.00		
ETH : BTC	250	0	250	0.00		
BNB : BTC	111	0	111	0.00		
LTC : BTC	83	0	83	0.00		
ADA : BTC	28	0	28	0.00		
NEO : BTC	14	0	14	0.00		
XMR : BTC	14	0	14	0.00		
BTC : BTC	2320	0	2320	0.00		

3rd March 2020

Starting Capital	Ending Capital	Profit (To nearest BTC)	AMFEIX 20%	Investors 80%	New Starting Capital	Percent Increase:
0	0	0	0	0	0	
Starting Capital	Ending Capital	Loss (To nearest BTC)	AMFEIX 0%	Investors 100%	New Starting Capital	Percent Decrease:
5129	5117	-12		-12	5117	-0.23
Starting AUM:	5129	MONTHLY REPORT		Ending AUM:	5117	
Pair	Starting AUM	PNL	Ending AUM	Percentage change		
BTC : USD	2041	-12	2028	-0.61		
XRP : BTC	252	0	252	0.00		
ETH : BTC	252	0	252	0.00		
BNB : BTC	112	0	112	0.00		
LTC : BTC	84	0	84	0.00		
ADA : BTC	28	0	28	0.00		
NEO : BTC	14	0	14	0.00		
XMR : BTC	14	0	14	0.00		
BTC : BTC	2334	0	2334	0.00		

4th March 2020

0%

5th March 2020

Starting Capital	Ending Capital	Profit (To nearest BTC)	AMFEIX 20%	Investors 80%	New Starting Capital	Percent Increase:	
5129	5174	45	9	36	5165	0.70	
Starting Capital	Ending Capital	Loss (To nearest BTC)	AMFEIX 0%	Investors 100%	New Starting Capital	Percent Decrease:	
0	0	0		0	0		
Starting AUM:	5129	MONTHLY REPORT				Ending AUM:	5174
Pair	Starting AUM	PNL	Ending AUM	Percentage change			
BTC : USD	2041	45	2086	2.22			
XRP : BTC	252	0	252	0.00			
ETH : BTC	252	0	252	0.00			
BNB : BTC	112	0	112	0.00			
LTC : BTC	84	0	84	0.00			
ADA : BTC	28	0	28	0.00			
NEO : BTC	14	0	14	0.00			
XMR : BTC	14	0	14	0.00			
BTC : BTC	2334	0	2334	0.00			

6th March 2020

Starting Capital	Ending Capital	Profit (To nearest BTC)	AMFEIX 20%	Investors 80%	New Starting Capital	Percent Increase:	
5156	5160	4	1	3	5159	0.06	
Starting Capital	Ending Capital	Loss (To nearest BTC)	AMFEIX 0%	Investors 100%	New Starting Capital	Percent Decrease:	
0	0	0		0	0		
Starting AUM:	5156	MONTHLY REPORT				Ending AUM:	5160
Pair	Starting AUM	PNL	Ending AUM	Percentage change			
BTC : USD	2051	4	2055	0.19			
XRP : BTC	253	0	253	0.00			
ETH : BTC	253	0	253	0.00			
BNB : BTC	112	0	112	0.00			
LTC : BTC	84	0	84	0.00			
ADA : BTC	28	0	28	0.00			
NEO : BTC	14	0	14	0.00			
XMR : BTC	14	0	14	0.00			
BTC : BTC	2346	0	2346	0.00			

7th March 2020

Starting Capital	Ending Capital	Profit (To nearest BTC)	AMFEIX 20%	Investors 80%	New Starting Capital	Percent Increase:
5163	5202	39	8	31	5194	0.60
Starting Capital	Ending Capital	Loss (To nearest BTC)	AMFEIX 0%	Investors 100%	New Starting Capital	Percent Decrease:
0	0	0		0	0	
Starting AUM: 5163		MONTHLY REPORT			Ending AUM: 5202	
Pair	Starting AUM	PNL	Ending AUM	Percentage change		
BTC : USD	2054	39	2093	1.89		
XRP : BTC	253	0	253	0.00		
ETH : BTC	253	0	253	0.00		
BNB : BTC	113	0	113	0.00		
LTC : BTC	84	0	84	0.00		
ADA : BTC	28	0	28	0.00		
NEO : BTC	14	0	14	0.00		
XMR : BTC	14	0	14	0.00		
BTC : BTC	2349	0	2349	0.00		

8th March 2020

Starting Capital	Ending Capital	Profit (To nearest BTC)	AMFEIX 20%	Investors 80%	New Starting Capital	Percent Increase:
5169	5253	84	17	67	5236	1.30
Starting Capital	Ending Capital	Loss (To nearest BTC)	AMFEIX 0%	Investors 100%	New Starting Capital	Percent Decrease:
0	0	0		0	0	
Starting AUM: 5169		MONTHLY REPORT			Ending AUM: 5253	
Pair	Starting AUM	PNL	Ending AUM	Percentage change		
BTC : USD	2056	84	2141	4.10		
XRP : BTC	254	0	254	0.00		
ETH : BTC	254	0	254	0.00		
BNB : BTC	113	0	113	0.00		
LTC : BTC	85	0	85	0.00		
ADA : BTC	28	0	28	0.00		
NEO : BTC	14	0	14	0.00		
XMR : BTC	14	0	14	0.00		
BTC : BTC	2352	0	2352	0.00		

9th March 2020

Starting Capital	Ending Capital	Profit (To nearest BTC)	AMFEIX 20%	Investors 80%	New Starting Capital	Percent Increase:
5242	5282	40	8	32	5274	0.61
Starting Capital	Ending Capital	Loss (To nearest BTC)	AMFEIX 0%	Investors 100%	New Starting Capital	Percent Decrease:
0	0	0		0	0	
Starting AUM: 5242		MONTHLY REPORT			Ending AUM: 5282	
Pair	Starting AUM	PNL	Ending AUM	Percentage change		
BTC : USD	2086	40	2125	1.91		
XRP : BTC	257	0	257	0.00		
ETH : BTC	257	0	257	0.00		
BNB : BTC	114	0	114	0.00		
LTC : BTC	86	0	86	0.00		
ADA : BTC	29	0	29	0.00		
NEO : BTC	14	0	14	0.00		
XMR : BTC	14	0	14	0.00		
BTC : BTC	2385	0	2385	0.00		

10th March 2020

0%

11th March 2020

Starting Capital	Ending Capital	Profit (To nearest BTC)	AMFEIX 20%	Investors 80%	New Starting Capital	Percent Increase:
5302	5303	1	0	1	5303	0.02
Starting Capital	Ending Capital	Loss (To nearest BTC)	AMFEIX 0%	Investors 100%	New Starting Capital	Percent Decrease:
0	0	0		0	0	
Starting AUM: 5302		MONTHLY REPORT			Ending AUM: 5303	
Pair	Starting AUM	PNL	Ending AUM	Percentage change		
BTC : USD	2109	1	2111	0.07		
XRP : BTC	260	0	260	0.00		
ETH : BTC	260	0	260	0.00		
BNB : BTC	116	0	116	0.00		
LTC : BTC	87	0	87	0.00		
ADA : BTC	29	0	29	0.00		
NEO : BTC	14	0	14	0.00		
XMR : BTC	14	0	14	0.00		
BTC : BTC	2412	0	2412	0.00		

12th March 2020

Starting Capital	Ending Capital	Profit (To nearest BTC)	AMFEIX 20%	Investors 80%	New Starting Capital	Percent Increase:
5307	5571	264	53	211	5516	3.98
Starting Capital	Ending Capital	Loss (To nearest BTC)	AMFEIX 0%	Investors 100%	New Starting Capital	Percent Decrease:
0	0	0		0	0	
Starting AUM: 5307		MONTHLY REPORT			Ending AUM: 5571	
Pair	Starting AUM	PNL	Ending AUM	Percentage change		
BTC : USD	2111	264	2375	12.49		
XRP : BTC	260	0	260	0.00		
ETH : BTC	260	0	260	0.00		
BNB : BTC	116	0	116	0.00		
LTC : BTC	87	0	87	0.00		
ADA : BTC	29	0	29	0.00		
NEO : BTC	14	0	14	0.00		
XMR : BTC	14	0	14	0.00		
BTC : BTC	2415	0	2415	0.00		

13th March 2020

Starting Capital	Ending Capital	Profit (To nearest BTC)	AMFEIX 20%	Investors 80%	New Starting Capital	Percent Increase:
5442	5610	168	34	134	5576	2.47
Starting Capital	Ending Capital	Loss (To nearest BTC)	AMFEIX 0%	Investors 100%	New Starting Capital	Percent Decrease:
0	0	0	0	0	0	0
Starting AUM: 5442		MONTHLY REPORT			Ending AUM: 5610	
Pair	Starting AUM	PNL	Ending AUM	Percentage change		
BTC : USD	2165	168	2333	7.76		
XRP : BTC	267	0	267	0.00		
ETH : BTC	267	0	267	0.00		
BNB : BTC	119	0	119	0.00		
LTC : BTC	89	0	89	0.00		
ADA : BTC	30	0	30	0.00		
NEO : BTC	15	0	15	0.00		
XMR : BTC	15	0	15	0.00		
BTC : BTC	2476	0	2476	0.00		

14th March 2020

Starting Capital	Ending Capital	Profit (To nearest BTC)	AMFEIX 20%	Investors 80%	New Starting Capital	Percent Increase:
0	0	0	0	0	0	0
Starting Capital	Ending Capital	Loss (To nearest BTC)	AMFEIX 0%	Investors 100%	New Starting Capital	Percent Decrease:
5569	5503	-66	0	-66	5503	-1.19
Starting AUM: 5569		MONTHLY REPORT			Ending AUM: 5503	
Pair	Starting AUM	PNL	Ending AUM	Percentage change		
BTC : USD	2216	-66	2150	-2.98		
XRP : BTC	273	0	273	0.00		
ETH : BTC	273	0	273	0.00		
BNB : BTC	121	0	121	0.00		
LTC : BTC	91	0	91	0.00		
ADA : BTC	30	0	30	0.00		
NEO : BTC	15	0	15	0.00		
XMR : BTC	15	0	15	0.00		
BTC : BTC	2534	0	2534	0.00		

15th March 2020

Starting Capital	Ending Capital	Profit (To nearest BTC)	AMFEIX 20%	Investors 80%	New Starting Capital	Percent Increase:
0	0	0	0	0	0	0
Starting Capital	Ending Capital	Loss (To nearest BTC)	AMFEIX 0%	Investors 100%	New Starting Capital	Percent Decrease:
5525	5519	-6	0	-6	5519	-0.11
Starting AUM: 5525		MONTHLY REPORT			Ending AUM: 5519	
Pair	Starting AUM	PNL	Ending AUM	Percentage change		
BTC : USD	2188	-6	2192	-0.26		
XRP : BTC	271	0	271	0.00		
ETH : BTC	271	0	271	0.00		
BNB : BTC	120	0	120	0.00		
LTC : BTC	90	0	90	0.00		
ADA : BTC	30	0	30	0.00		
NEO : BTC	15	0	15	0.00		
XMR : BTC	15	0	15	0.00		
BTC : BTC	2514	0	2514	0.00		

16th March 2020

Starting Capital	Ending Capital	Profit (To nearest BTC)	AMFEIX 20%	Investors 80%	New Starting Capital	Percent Increase:
5515	5526	11	2	9	5524	0.16
Starting Capital	Ending Capital	Loss (To nearest BTC)	AMFEIX 0%	Investors 100%	New Starting Capital	Percent Decrease:
0	0	0	0	0	0	0

Starting AUM: 5515 MONTHLY REPORT Ending AUM: 5526

Pair	Starting AUM	PNL	Ending AUM	Percentage change
BTC : USD	2194	11	2205	0.48
XRP : BTC	271	0	271	0.00
ETH : BTC	271	0	271	0.00
BNB : BTC	120	0	120	0.00
LTC : BTC	90	0	90	0.00
ADA : BTC	30	0	30	0.00
NEO : BTC	15	0	15	0.00
XMR : BTC	15	0	15	0.00
BTC : BTC	2509	0	2509	0.00

17th March 2020

Starting Capital	Ending Capital	Profit (To nearest BTC)	AMFEIX 20%	Investors 80%	New Starting Capital	Percent Increase:
5521	5534	13	3	10	5531	0.19
Starting Capital	Ending Capital	Loss (To nearest BTC)	AMFEIX 0%	Investors 100%	New Starting Capital	Percent Decrease:
0	0	0	0	0	0	0

Starting AUM: 5521 MONTHLY REPORT Ending AUM: 5534

Pair	Starting AUM	PNL	Ending AUM	Percentage change
BTC : USD	2197	13	2209	0.57
XRP : BTC	271	0	271	0.00
ETH : BTC	271	0	271	0.00
BNB : BTC	120	0	120	0.00
LTC : BTC	90	0	90	0.00
ADA : BTC	30	0	30	0.00
NEO : BTC	15	0	15	0.00
XMR : BTC	15	0	15	0.00
BTC : BTC	2512	0	2512	0.00

18th March 2020

Starting Capital	Ending Capital	Profit (To nearest BTC)	AMFEIX 20%	Investors 80%	New Starting Capital	Percent Increase:
0	0	0	0	0	0	0
Starting Capital	Ending Capital	Loss (To nearest BTC)	AMFEIX 0%	Investors 100%	New Starting Capital	Percent Decrease:
5535	5534	-1	0	-1	5534	-0.02

Starting AUM: 5535 MONTHLY REPORT Ending AUM: 5534

Pair	Starting AUM	PNL	Ending AUM	Percentage change
BTC : USD	2202	-1	2201	-0.04
XRP : BTC	271	0	271	0.00
ETH : BTC	271	0	271	0.00
BNB : BTC	121	0	121	0.00
LTC : BTC	90	0	90	0.00
ADA : BTC	30	0	30	0.00
NEO : BTC	15	0	15	0.00
XMR : BTC	15	0	15	0.00
BTC : BTC	2518	0	2518	0.00

19th March 2020

Starting Capital	Ending Capital	Profit (To nearest BTC)	AMFEIX 20%	Investors 80%	New Starting Capital	Percent Increase:
5539	5677	138	28	110	5649	1.99
Starting Capital	Ending Capital	Loss (To nearest BTC)	AMFEIX 0%	Investors 100%	New Starting Capital	Percent Decrease:
0	0	0	0	0	0	0

Starting AUM:	5539	MONTHLY REPORT	Ending AUM:	5677
Pair	Starting AUM	PNL	Ending AUM	Percentage change
BTC : USD	2204	138	2342	6.28
XRP : BTC	272	0	272	0.00
ETH : BTC	272	0	272	0.00
BNB : BTC	121	0	121	0.00
LTC : BTC	91	0	91	0.00
ADA : BTC	30	0	30	0.00
NEO : BTC	15	0	15	0.00
XMR : BTC	15	0	15	0.00
BTC : BTC	2520	0	2520	0.00

20th March 2020

Starting Capital	Ending Capital	Profit (To nearest BTC)	AMFEIX 20%	Investors 80%	New Starting Capital	Percent Increase:
5655	5675	20	4	16	5671	0.28
Starting Capital	Ending Capital	Loss (To nearest BTC)	AMFEIX 0%	Investors 100%	New Starting Capital	Percent Decrease:
0	0	0	0	0	0	0

Starting AUM:	5655	MONTHLY REPORT	Ending AUM:	5675
Pair	Starting AUM	PNL	Ending AUM	Percentage change
BTC : USD	2250	20	2270	0.88
XRP : BTC	277	0	277	0.00
ETH : BTC	277	0	277	0.00
BNB : BTC	123	0	123	0.00
LTC : BTC	92	0	92	0.00
ADA : BTC	31	0	31	0.00
NEO : BTC	15	0	15	0.00
XMR : BTC	15	0	15	0.00
BTC : BTC	2573	0	2573	0.00

21st March 2020

0%

22nd March 2020

Starting Capital	Ending Capital	Profit (To nearest BTC)	AMFEIX 20%	Investors 80%	New Starting Capital	Percent Increase:	
0	0	0	0	0	0		
Starting Capital	Ending Capital	Loss (To nearest BTC)	AMFEIX 0%	Investors 100%	New Starting Capital	Percent Decrease:	
5678	5676	-2		-2	5676	-0.04	
Starting AUM: 5678		MONTHLY REPORT				Ending AUM: 5676	
Pair	Starting AUM	PNL	Ending AUM	Percentage change			
BTC : USD	2259	-2	2257	-0.07			
XRP : BTC	279	0	279	0.00			
ETH : BTC	279	0	279	0.00			
BNB : BTC	124	0	124	0.00			
LTC : BTC	93	0	93	0.00			
ADA : BTC	31	0	31	0.00			
NEO : BTC	15	0	15	0.00			
XMR : BTC	15	0	15	0.00			
BTC : BTC	2583	0	2583	0.00			

23rd March 2020

Starting Capital	Ending Capital	Profit (To nearest BTC)	AMFEIX 20%	Investors 80%	New Starting Capital	Percent Increase:	
5679	5698	19	4	15	5694	0.27	
Starting Capital	Ending Capital	Loss (To nearest BTC)	AMFEIX 0%	Investors 100%	New Starting Capital	Percent Decrease:	
0	0	0		0	0		
Starting AUM: 5679		MONTHLY REPORT				Ending AUM: 5698	
Pair	Starting AUM	PNL	Ending AUM	Percentage change			
BTC : USD	2259	19	2278	0.83			
XRP : BTC	279	0	279	0.00			
ETH : BTC	279	0	279	0.00			
BNB : BTC	124	0	124	0.00			
LTC : BTC	93	0	93	0.00			
ADA : BTC	31	0	31	0.00			
NEO : BTC	15	0	15	0.00			
XMR : BTC	15	0	15	0.00			
BTC : BTC	2584	0	2584	0.00			

24th March 2020

Starting Capital	Ending Capital	Profit (To nearest BTC)	AMFEIX 20%	Investors 80%	New Starting Capital	Percent Increase:	
5699	5707	8	2	6	5705	0.11	
Starting Capital	Ending Capital	Loss (To nearest BTC)	AMFEIX 0%	Investors 100%	New Starting Capital	Percent Decrease:	
0	0	0		0	0		
Starting AUM: 5699		MONTHLY REPORT				Ending AUM: 5707	
Pair	Starting AUM	PNL	Ending AUM	Percentage change			
BTC : USD	2267	8	2275	0.34			
XRP : BTC	280	0	280	0.00			
ETH : BTC	280	0	280	0.00			
BNB : BTC	124	0	124	0.00			
LTC : BTC	93	0	93	0.00			
ADA : BTC	31	0	31	0.00			
NEO : BTC	16	0	16	0.00			
XMR : BTC	16	0	16	0.00			
BTC : BTC	2593	0	2593	0.00			

25th March 2020

0%

26th March 2020

0%

27th March 2020

Starting Capital	Ending Capital	Profit (To nearest BTC)	AMFEIX 20%	Investors 80%	New Starting Capital	Percent Increase:
5698	5700	2	0	2	5700	0.03
Starting Capital	Ending Capital	Loss (To nearest BTC)	AMFEIX 0%	Investors 100%	New Starting Capital	Percent Decrease:
0	0	0		0	0	
Starting AUM: 5698		MONTHLY REPORT			Ending AUM: 5700	
Pair	Starting AUM	PNL	Ending AUM	Percentage change		
BTC : USD	2267	2	2269	0.09		
XRP : BTC	279	0	279	0.00		
ETH : BTC	279	0	279	0.00		
BNB : BTC	124	0	124	0.00		
LTC : BTC	93	0	93	0.00		
ADA : BTC	31	0	31	0.00		
NEO : BTC	16	0	16	0.00		
XMR : BTC	16	0	16	0.00		
BTC : BTC	2593	0	2593	0.00		

28th March 2020

Starting Capital	Ending Capital	Profit (To nearest BTC)	AMFEIX 20%	Investors 80%	New Starting Capital	Percent Increase:
5706	5716	10	2	8	5714	0,14
Starting Capital	Ending Capital	Loss (To nearest BTC)	AMFEIX 0%	Investors 100%	New Starting Capital	Percent Decrease:
0	0	0		0	0	
Starting AUM: 5706		MONTHLY REPORT			Ending AUM: 5716	
Pair	Starting AUM	PNL	Ending AUM	Percentage change		
BTC : USD	2270	10	2281	0.46		
XRP : BTC	280	0	280	0.00		
ETH : BTC	280	0	280	0.00		
BNB : BTC	124	0	124	0.00		
LTC : BTC	93	0	93	0.00		
ADA : BTC	31	0	31	0.00		
NEO : BTC	16	0	16	0.00		
XMR : BTC	16	0	16	0.00		
BTC : BTC	2596	0	2596	0.00		

29th March 2020

0%

30th March 2020

Starting Capital	Ending Capital	Profit (To nearest BTC)	AMFEIX 20%	Investors 80%	New Starting Capital	Percent Increase:
5719	5734	15	3	12	5731	0,21
Starting Capital	Ending Capital	Loss (To nearest BTC)	AMFEIX 0%	Investors 100%	New Starting Capital	Percent Decrease:
0	0	0		0	0	
Starting AUM: 5719		MONTHLY REPORT			Ending AUM: 5734	
Pair	Starting AUM	PNL	Ending AUM	Percentage change		
BTC : USD	2275	15	2290	0.64		
XRP : BTC	281	0	281	0.00		
ETH : BTC	281	0	281	0.00		
BNB : BTC	125	0	125	0.00		
LTC : BTC	94	0	94	0.00		
ADA : BTC	31	0	31	0.00		
NEO : BTC	16	0	16	0.00		
XMR : BTC	16	0	16	0.00		
BTC : BTC	2602	0	2602	0.00		

31st March 2020

0%